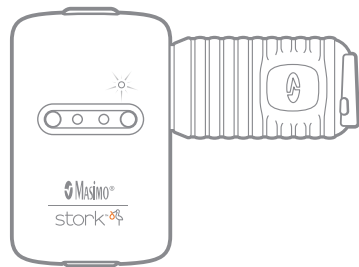

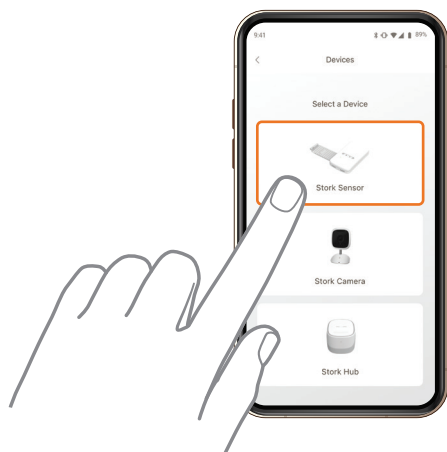


Pair the sensor to the app

Download the Stork app and follow instructions.



Quick Start Guide

stork™  sensor

What's in the box?



Sensor



Sensor Magnetic Charge Cable and Cable Clip



5W Charge Adapter

Not intended for use as a medical device or to replace a medical device. Do not use it to diagnose, cure, treat, alleviate, or prevent any disease or health condition.

OWNER'S MANUAL

Refer to the online manual for other functions, information, and operation details.

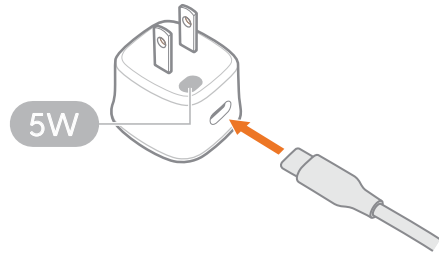
masimostork.com/sensor-directions-for-use



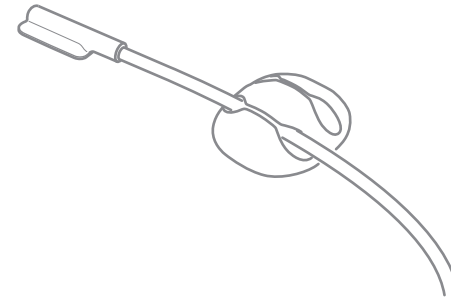
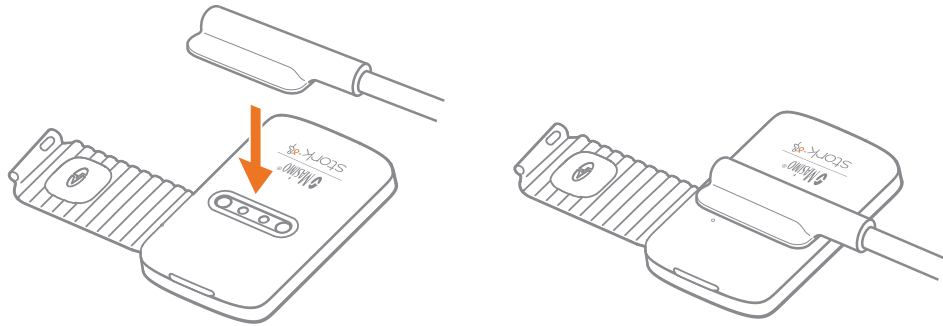
Set up sensor

Charge the Sensor

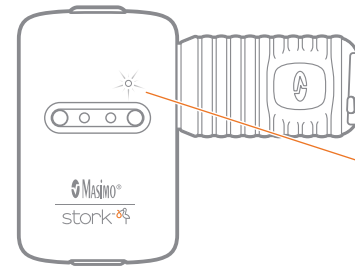
Plug the USB-C cable to the 5W power adapter.



Connect the magnetic charger to the sensor to fully charge it before use.



Peel and stick cord clip to secure sensor charge cord.



Sensor is fully charged when LED turns white.