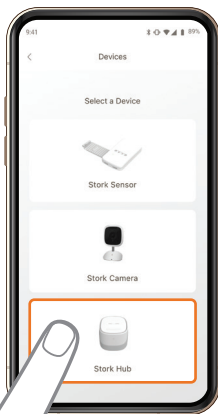


Pair the hub to the app

Download the Stork app and follow instructions.



Quick Start Guide

stork™  hub

What's in the box?



Hub



5W Charge Adapter



Hub Power Cable

Not intended for use as a medical device or to replace a medical device. Do not use it to diagnose, cure, treat, alleviate, or prevent any disease or health condition.

OWNER'S MANUAL

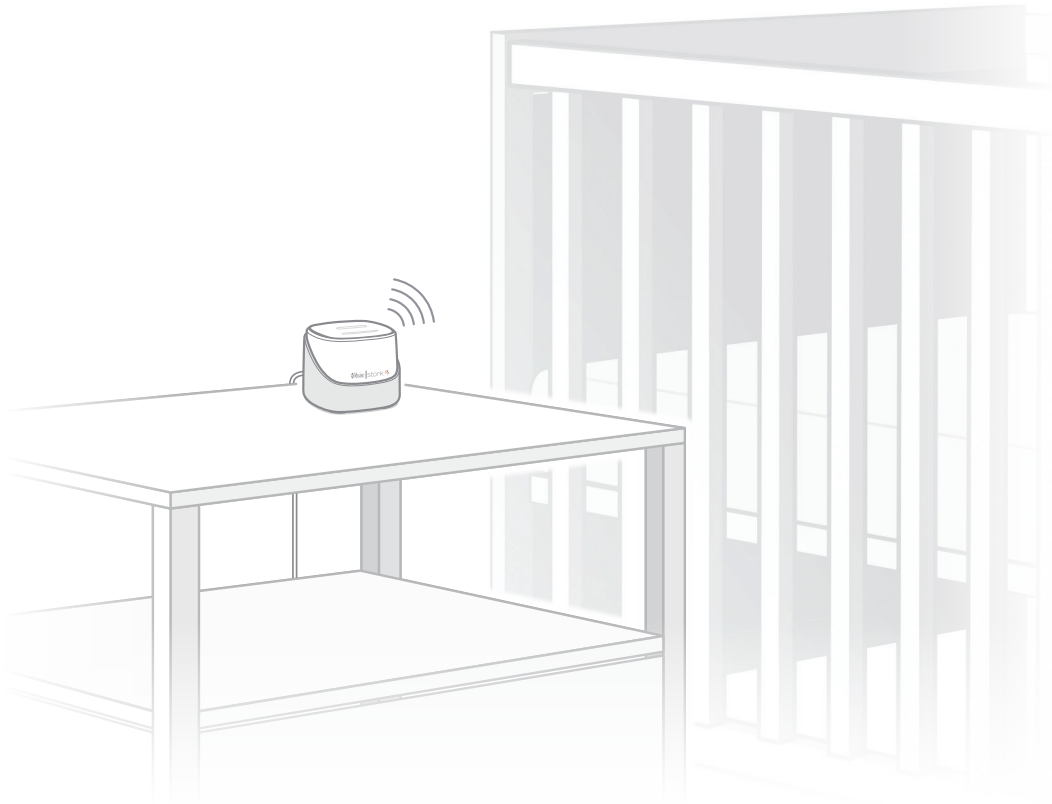
Refer to the online manual for other functions, information, and operation details.

masimostork.com/hub-directions-for-use



Set up the hub

Place the hub on top of a nightstand, side table or a cabinet in the same room as the baby's crib to ensure a strong connection.



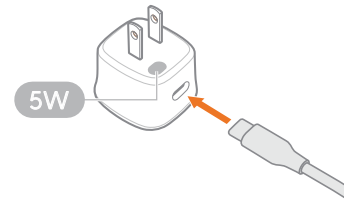
Lets get started!

Attach USB-C Cable to Hub

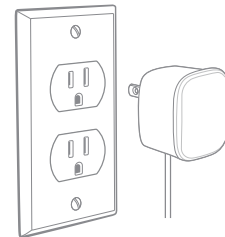


Note: The top of the Hub has a button here used to silence alerts.

Plug the hub power cable into the back of the hub.



Plug the other end of the hub power cable into the 5W power adapter.



Plug the hub into a wall socket.